

# ON1 PLUS GUIDE

Welcome to ON1 Plus. As a member you are entitled to Apps, Coaching, Community, and Rewards. This document will help you understand where to find all this great extra stuff.

The most important thing to understand is—everything Plus entails is available via the ON1 website, simply login and click your name in the upper right hand corner to access your account overview, in fact it's a good idea to bookmark this webpage: [My Account Overview](#)

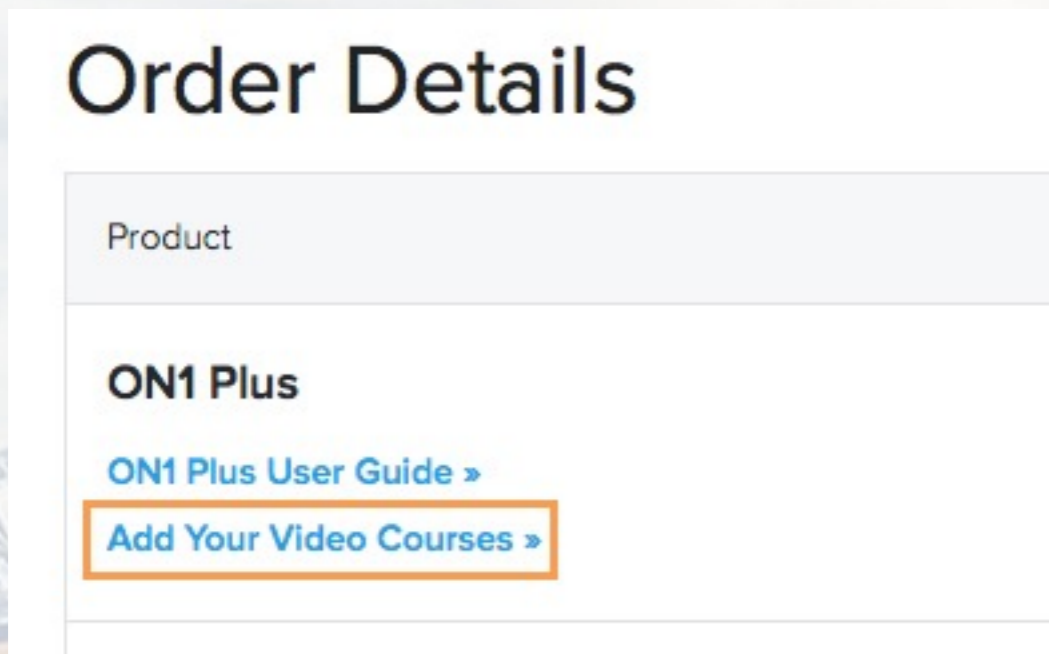
## Table of Contents

Getting Started.....	2
Redeeming Plus Products.....	3
Accessing Plus Content and Coaching.....	4
Understanding the Plus Dashboard.....	5
The Ultimate ON1 Experience.....	6

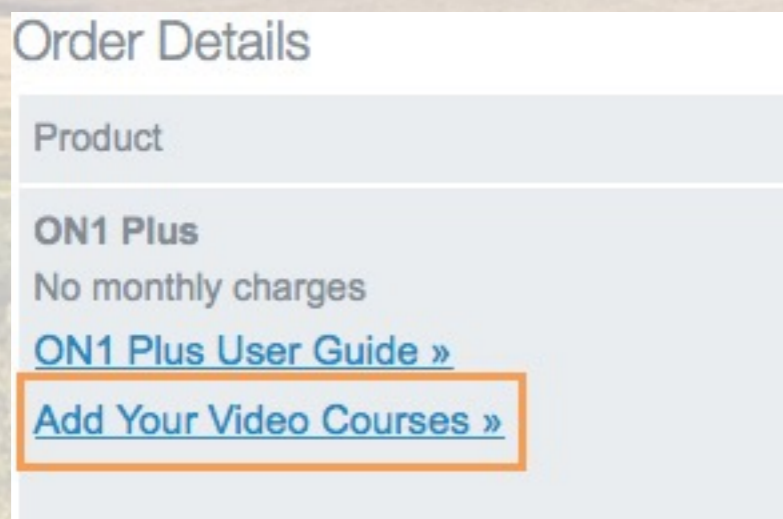


# Getting Started

Available on the order confirmation page



Or in the order confirmation email



## 1. Click “Add Your Video Courses”

This will take you back to the ON1 Cart with the all the Plus videos added at \$0.00

Be sure that you are logged in with the same email address you purchased ON1 Plus with. Click sign in on the website to login to your account.



# Redeeming Plus Products

Your Cart

Product	Price	Quantity	Total
The Ultimate ON1 Photo 10 Training	\$0.00	1	\$0.00
What Do I Do Where? ON1 with Lightroom and Photoshop		1	
Luminosity Mask Basics		1	
The Perfect Workflow: Portraits with ON1 and Lightroom/Photoshop		1	
The Perfect Workflow: Landscapes with ON1 and Lightroom/Photoshop		1	
Perfect Workflow: Organize with Browse and Lightroom		1	
Complete Guide Effects		1	
Complete Guide Portrait		1	
Complete Guide Enhance		1	
Complete Guide Browse		1	
ON1 Crash Course		1	
The Ultimate Guide to Lightroom: Bundle	\$0.00	1	\$0.00
Creating Develop Presets		1	
Printing		1	
Lightroom & ON1 Workflow		1	
Photo Books		1	
Lightroom & Photoshop		1	
Develop Module		1	
Catalogs		1	
Lightroom for Beginners		1	
What's New in Lightroom CC6		1	
Getting Organized		1	
Landscape & Travel Photography with Hudson Henry	\$0.00	1	\$0.00
Light		1	
Composition		1	
Time & Shutter Speed		1	
Lenses & Filters		1	
Aperture & Depth of Field		1	
Low Light & ISO		1	
Travel Portraits		1	
Traveling with Gear		1	
HDR Mergers		1	
Panoramic Mergers		1	
Timelapse & Video		1	
Telling a Visual Story		1	
Gear - Bonus Video		1	
Exposure Triangle - Bonus Video		1	

APPLY COUPON UPDATE CART PROCEED TO CHECKOUT

Cart Subtotal: \$0.00  
Coupon: [Applied]  
Total: \$0.00

A very long list of items will appear in the cart. Scroll to the bottom of the cart.

Click Proceed to checkout

**PROCEED TO CHECKOUT**

Click Place Order

**PLACE ORDER**





# Accessing Plus Content and Coaching


After you have completed the process of redeeming the products you will receive an email with the download links after completing the \$0.00 purchase.

One great benefit to being a Plus member is the ability to stream the videos as well.

1. Login
2. Click your name in the upper right to access your account overview.
3. Click Products

## ACCESS COACHING

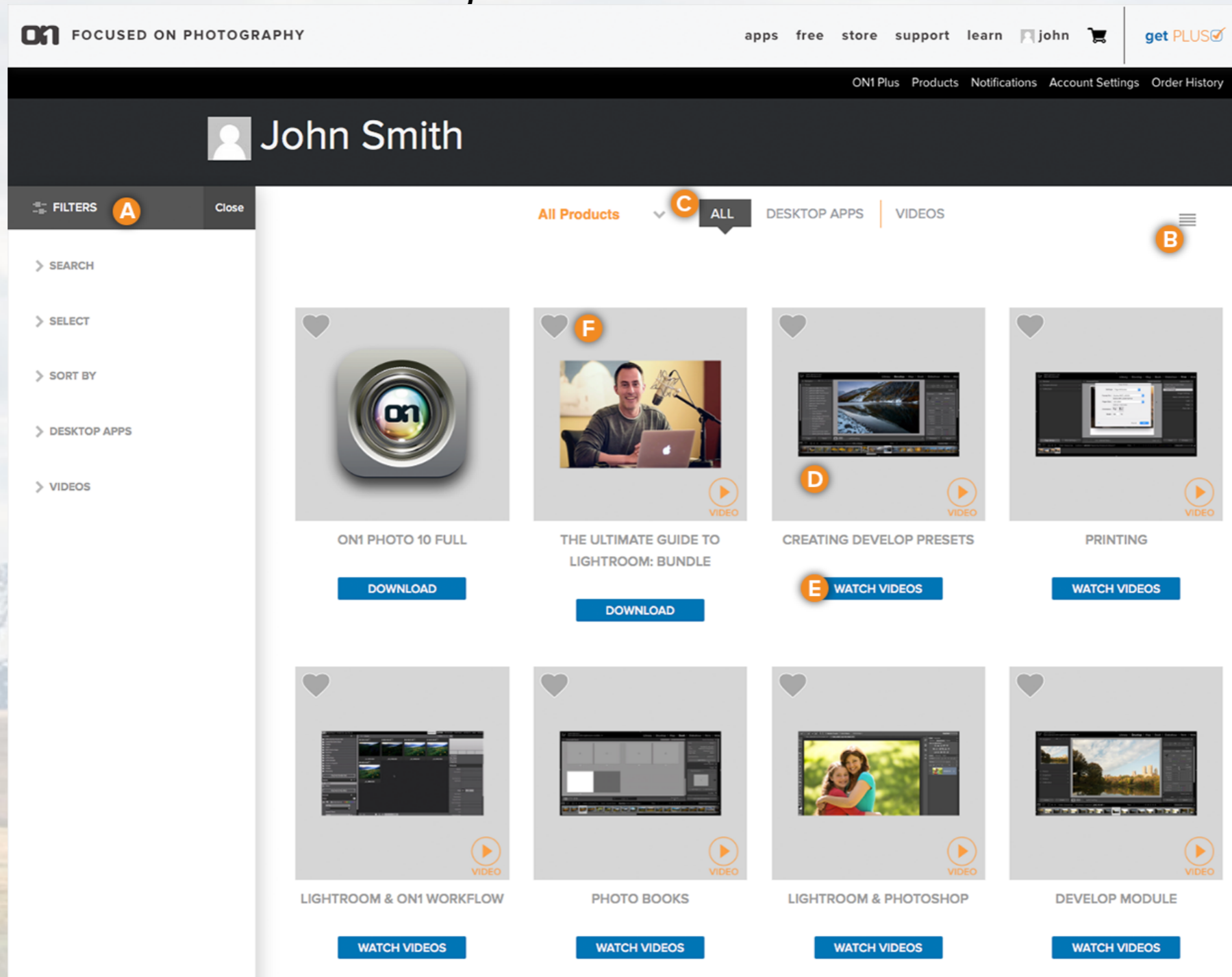
Simply click the ON1 Plus Coaching icon in your user dashboard or even bookmark <http://www.on1.com/coaching/>



The screenshot shows the ON1 user dashboard for a user named Nathan. The page is titled "FOCUSSED ON PHOTOGRAPHY" and includes navigation links for "apps", "free", "store", "support", "learn", and a user profile for "nathan". A dropdown menu is open under the user name, showing options for "Products", "Account Settings", "Order History", and "Sign Out". The dashboard is divided into three main sections: "MY ACCOUNT", "MY ON1 PLUS", and "MY COACHING". The "MY ACCOUNT" section includes "Account Settings" (Update email address, password, or billing information. Also manage your email preferences.), "Products" (View license numbers, manage memberships, view registered products, and latest available downloads or updates.), "Memberships" (Manage current memberships.), and "Order History" (View order history and print invoices.). The "MY ON1 PLUS" section features the ON1 PLUS logo and links for "Manage my ON1 Plus Membership", "ON1 Plus Discounts", and "ON1 Plus Products". The "MY COACHING" section displays the "on PLUS COACHING" logo and two profile pictures, with a link to "Access ON1 Plus Coaching".



# Understanding the Plus Dashboard



A: Filters menu: Click > to open; Search, Select, Sort By, Desktop Apps, and Videos

B: Toggles Grid and List View

C: Filter for Products

D: Product Icon: Click to open Product detail page

E: Button: Click to Download or Watch Videos



# The Ultimate ON1 Experience



App. Coaching. Community. Rewards.

## Apps

Immediately after your purchase you should have received a license number and download links in both your email and on the confirmation page. Download and install from there. If you need any kind of assistance with the software apps you can use our friendly [support page](#).

## Coaching

ON1 Plus photography coaching is a personal, and fun way to improve your photography. Download the courses or view online. Personal coaching from ON1 closes that gap. Matt Kloskowski and his team of coaches offer you the foundation needed with video training on core topics (ON1, Lightroom, Photoshop and Landscape/Travel photography right now). A private member-only website to ask questions to coaches, get photo critiques, submit photos to be edited by our coaches, participate in live Q&A “ask anything” sessions, and more.

## Community

Discussions are available under the ON1 Coaching site. Engage with Matt and Hudson and fellow members. Comment on new topics, leave your feedback, in the ON1 Plus exclusive forums.

## Rewards

A variety of monthly rewards for only Plus members, creative content and tools for photographers like presets, textures, eBooks, and more. Discounts from our sponsors; 2 Lil' Owls Studio, 500px, Epson, Matiash Store, Nations Photo Lab, Nicolesy, and SmugMug. Also members get 50% off everything in the ON1 Store all year around.